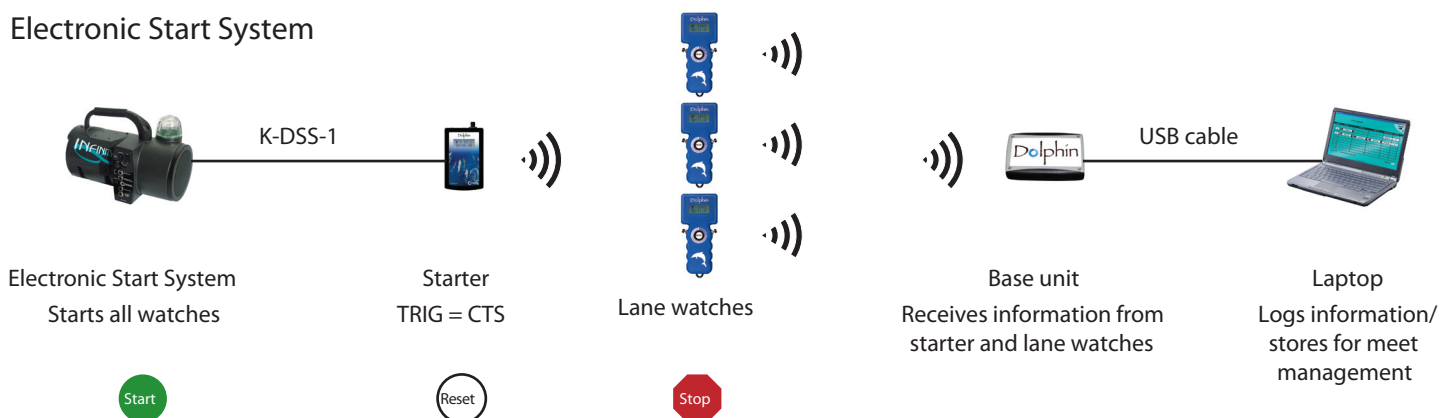
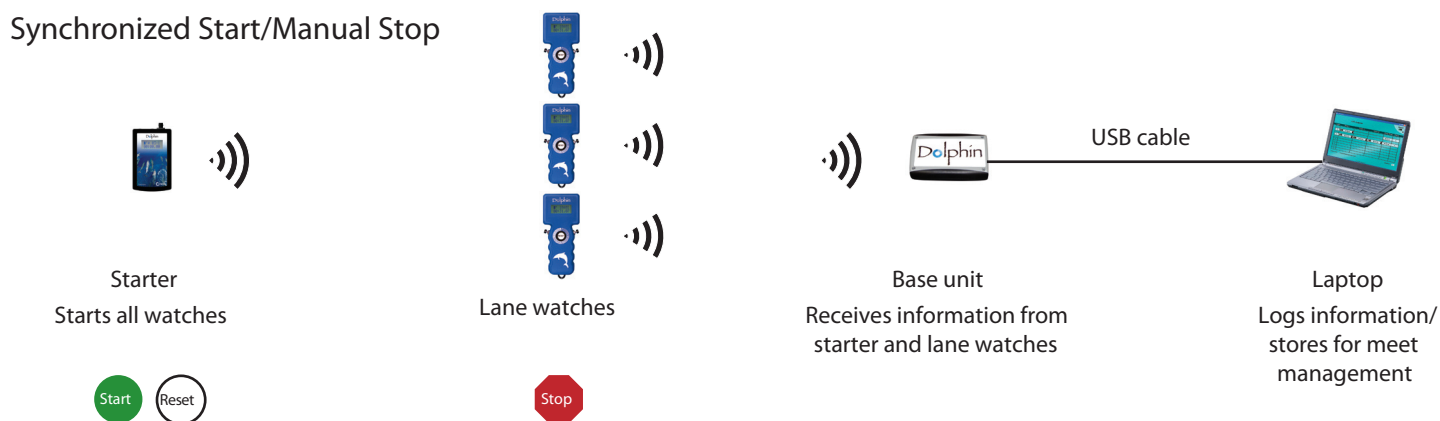


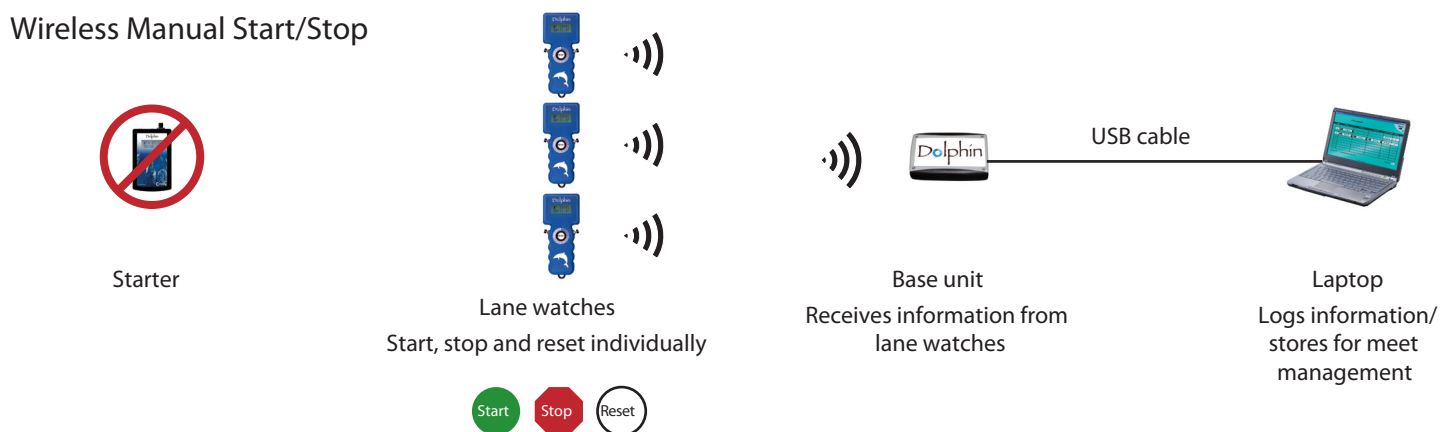
## Electronic Start System



## Synchronized Start/Manual Stop



## Wireless Manual Start/Stop



### FCC Compliance Statement:

This device complies with Part 15 of the FCC Rules. Operation is subject to the following two conditions: (1) this device may not cause harmful interference, and (2) this device must accept any interference received, including interference that may cause undesired operation.



# Dolphin Wireless Stopwatch Timing System Set Up

## Configure Software/Base

Connect base unit to laptop with USB cable. Open Dolphin either on its own or through your meet management software. In the Dolphin interface, set the channel on the base by clicking the Channel box and selecting the desired channel.

## Configure starter:

TRIG = CTS for use with CTS electronic start system

TRIG = NC for use with a normally-closed electronic start system

Select CHAN to set channel number. The starter must be on the same channel as the base.

*(See How to Change Settings for details)*

## Configure lane watches:

Set LANE (1-10) and TIMER (A, B or C) for each watch.

Select CHAN to set channel number. All watches must be on the same channel as the starter and the base.

*(See How to Change Settings for details)*

**ON/OFF:** Press and hold the Reset button to turn watches and starter on or off.

**HOW TO CHANGE SETTINGS:** Press and hold Reset and immediately press a Start/Stop button. Hold both until unit enters the menu. Release Reset and then Start/Stop.

Press Start/Stop to change the setting for the current menu option.


Press Reset to advance to the next menu option.

Accessories and Replacement Parts	
R-1004-0505	Base
R-1004-0506	Watch
R-1004-0507	Starter
R-015-569	USB cable
K-DSS-1	Kit- Starter to CTS Infinity start system
K-DSS-2	Kit- Starter to CTS Champ Start
R-045-012	Hard-sided carrying case for up to 27 watches
R-045-013	Hard-sided carrying case for up to 36 watches

Battery: 9-volt; provides 40+ hours of operation.



Reset & Start/Stop switch on top



Start/stop switches on sides; Reset on front

**NOTE:** When not in use, the Dolphin system should be stored away from the pool deck to minimize corrosion.

Colorado Time Systems  
1551 E. 11<sup>th</sup> Street, Loveland, CO 80537  
Phone: 970-667-1000 x256 Fax: 970-667-1032 Toll free: 800-287-0653 ext. 256  
www.coloradotime.com E-mail: customerservice@coloradotime.com

For more information, visit [dolphin.coloradotime.com](http://dolphin.coloradotime.com),  
or look in the CTSDolphin\DOCS folder on your computer.

F911 Rev. 201106